



Fruit production status of Madhya Pradesh



Submitted To
PC -AICRP on Fruits

prepared by – Dr. Nitin Soni

College Of Horticulture, Mandsaur
Rajmata Vijayaraje Scindia Krishi Vishwavidyalaya, Gwalior

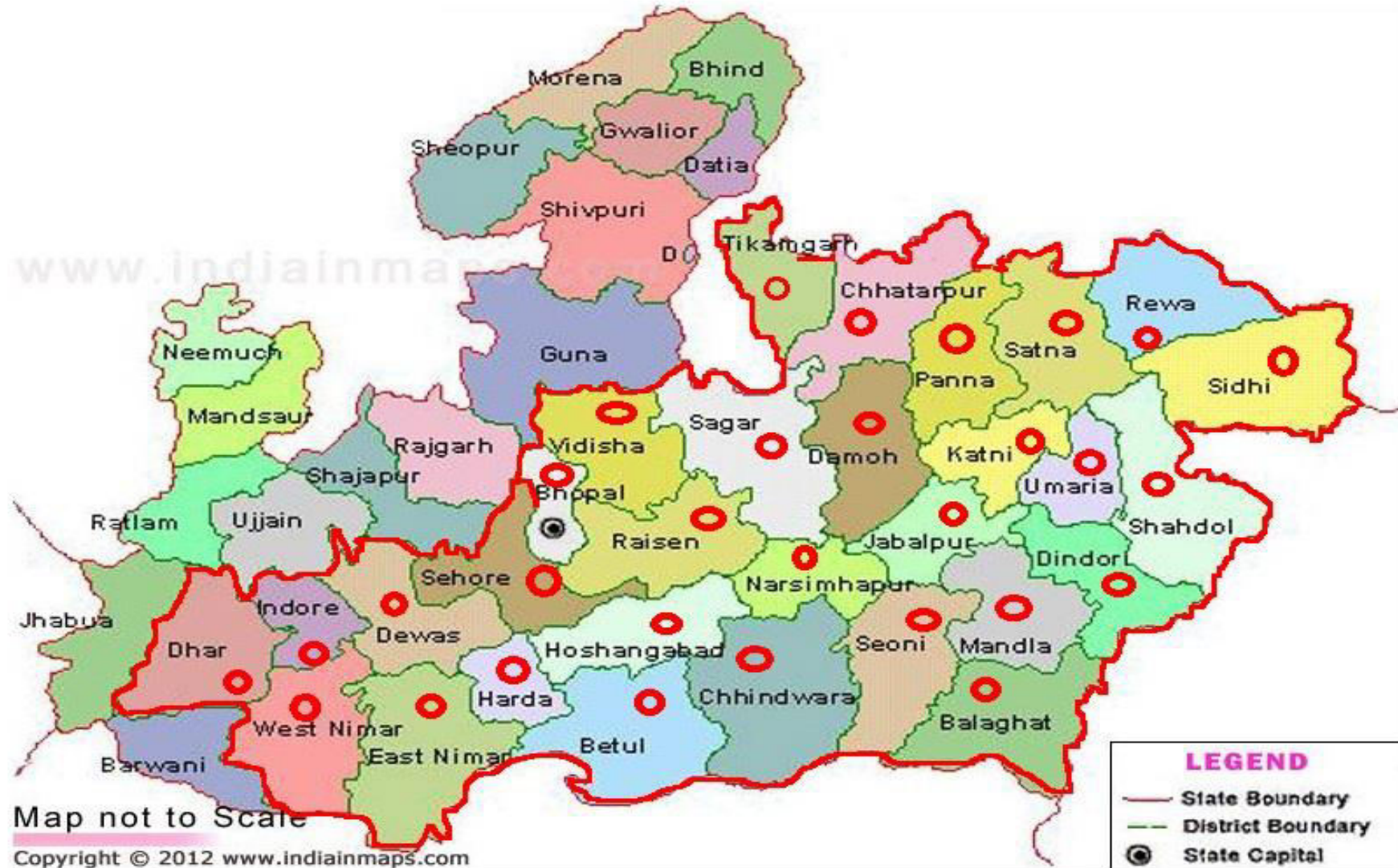
AGRO-CLIMATIC ZONES OF MADHYA PRADESH



- I** CHHATTISGARH PLAINS
(Balaghat)
- II** NORTHERN HILLS ZONE OF CHHATTISGARH
(Mandla, Dindori, Shahdol, Anuppur & Umariya)
- III** KYMORE PLATEAU AND SATPURA HILLS
(Jabalpur, Katni, Seoni, Rewa, Panna, Sidhi,)
- IV** VINDHYAN PLATEAU
(Sagar, Damoh, Bhopal, Raisen, Sehore, & Vidisha)
- V** CENTRAL NARMADA VALLEY
(Narsinghpur, Hoshangabad & Harda)
- VI** GIRD ZONE
(Gwalior, Guna, Ashoknagar, Morena, Shivpuri, Sheopur & Bhind)
- VII** BUNDELKHAND ZONE
(Datia, Chhatarpur & Tikamgarh)
- VIII** SATPURA PLATEAU
(Chhindwara & Betul)
- IX** MALAWA PLATEAU
(Indore, Ujjain, Neemuch, Dhar, Mandsaur, Devas, Ratlam, Rajgarh)
- X** NIMAR VALLEY
(Khandwa, Khargone & Badwani)
- XI** JHABUA HILLS (Jhabua)

Mango

Potential districts of Madhya Pradesh for Mango Growing



Map not to Scale

Copyright © 2012 www.indianmaps.com

LEGEND

- State Boundary
- District Boundary
- State Capital

Mango area production and productivity status of Madhya Pradesh

Area (000 ha)	Production (000 MT)	Productivity (MT/ha)
45.00	654.79	14.00
11 th rank	9 th rank	4 th ranks

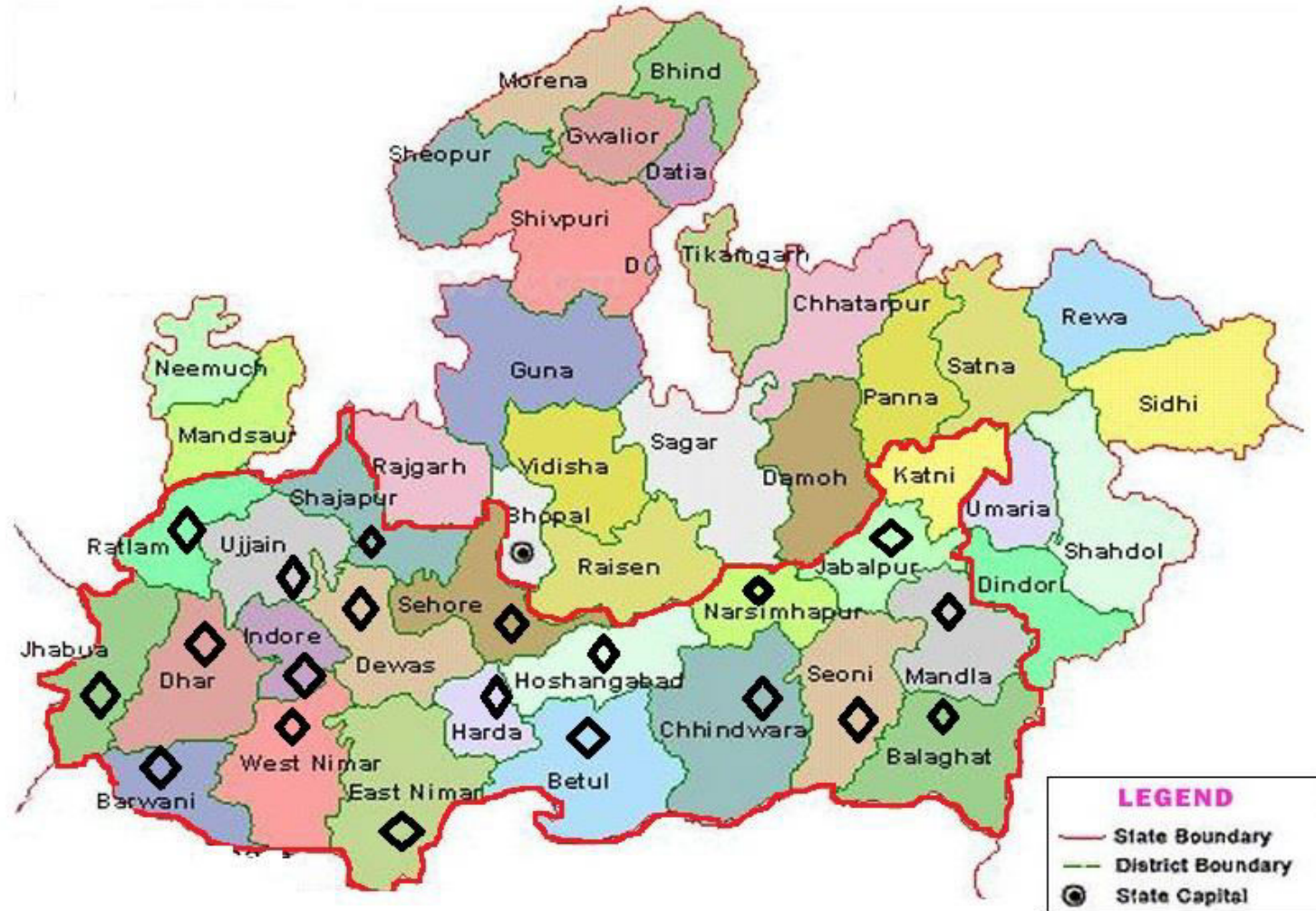
Major agroclimatic zones- I, II, III, IV,V,VII, VIII, X.

MAJOR DISTRICTS AREA AND PRODUCTION STATUS OF MANGO

Districts	2015-16		2017-18	
	Area	Production	Area	Production
BETUL	4.57	114.23	4.86	121.53
KATNI	2.80	37.36	2.90	42.92
ALIRAJPUR	2.07	34.88	2.31	39.32
REWA	0.68	4.63	3.00	30.27
SINGRAULI	2.00	22.80	2.20	25.24
SIDHI	1.85	14.12	2.03	23.62
BALAGHAT	2.41	22.90	2.43	22.99
CHHINDWARA	1.46	22.09	1.48	22.14
VIDISHA	1.80	18.06	1.87	21.93
INDORE	1.19	14.95	1.19	17.85
SHAHDOL	0.72	12.17	0.73	13.25

Papaya

Potential district of Madhya Pradesh for Papaya growing



Papaya area production and productivity status of Madhya Pradesh

Area (000 ha)	Production (000 MT)	Productivity (MT/ha)
10.55	421.55	39.12
5 th rank	4 th rank	8 th ranks

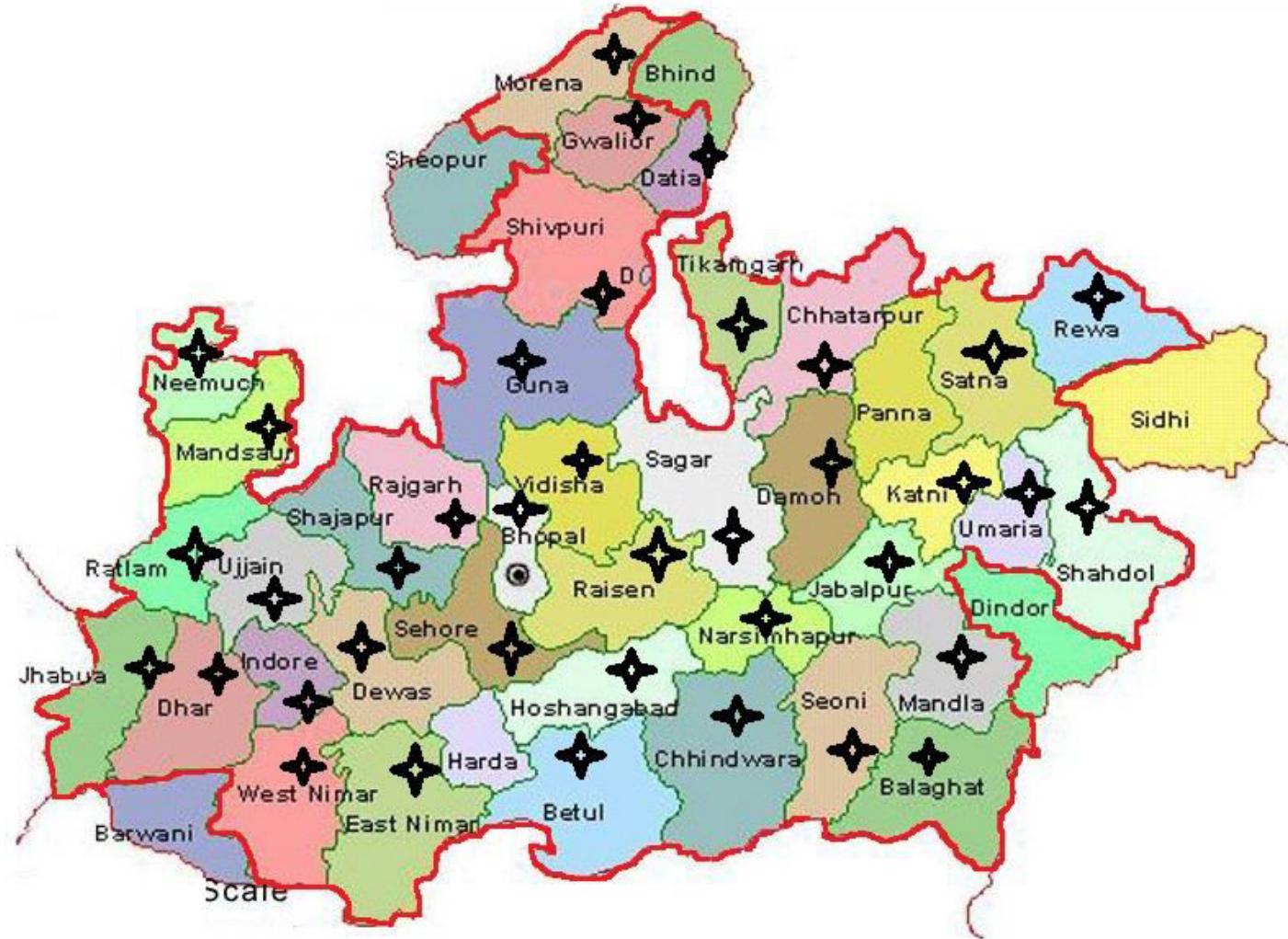
Major agroclimatic zones- I, II, V, VIII, IX,X, XI.

MAJOR DISTRICTS AREA AND PRODUCTION STATUS OF PAPAYA

Districts	2015-16		2017-18	
	Area	Production	Area	Production
KHARGONE	1.19	83.30	1.25	94.38
DHAR	0.88	52.85	1.27	76.90
BARWANI	0.32	28.67	0.28	25.44
SHIVPURI	0.41	20.60	0.46	22.75
SHAJAPUR	0.31	18.85	0.33	21.13
REWA	0.13	3.45	0.57	15.88
SATNA	0.43	16.26	0.40	15.20
BHOPAL	0.23	12.13	0.27	14.88
NEEMUCH	0.22	10.73	0.25	13.86
JHABUA	0.17	13.20	0.17	13.60
SEHORE	0.40	10.00	0.41	13.12

Guava

Potential district of Madhya Pradesh for Guava growing



Guava area production and productivity status of Madhya Pradesh

Area (000 ha)	Production (000 MT)	Productivity (MT/ha)
35.08	686.70	19.58
2 nd rank	2 nd rank	4 th ranks

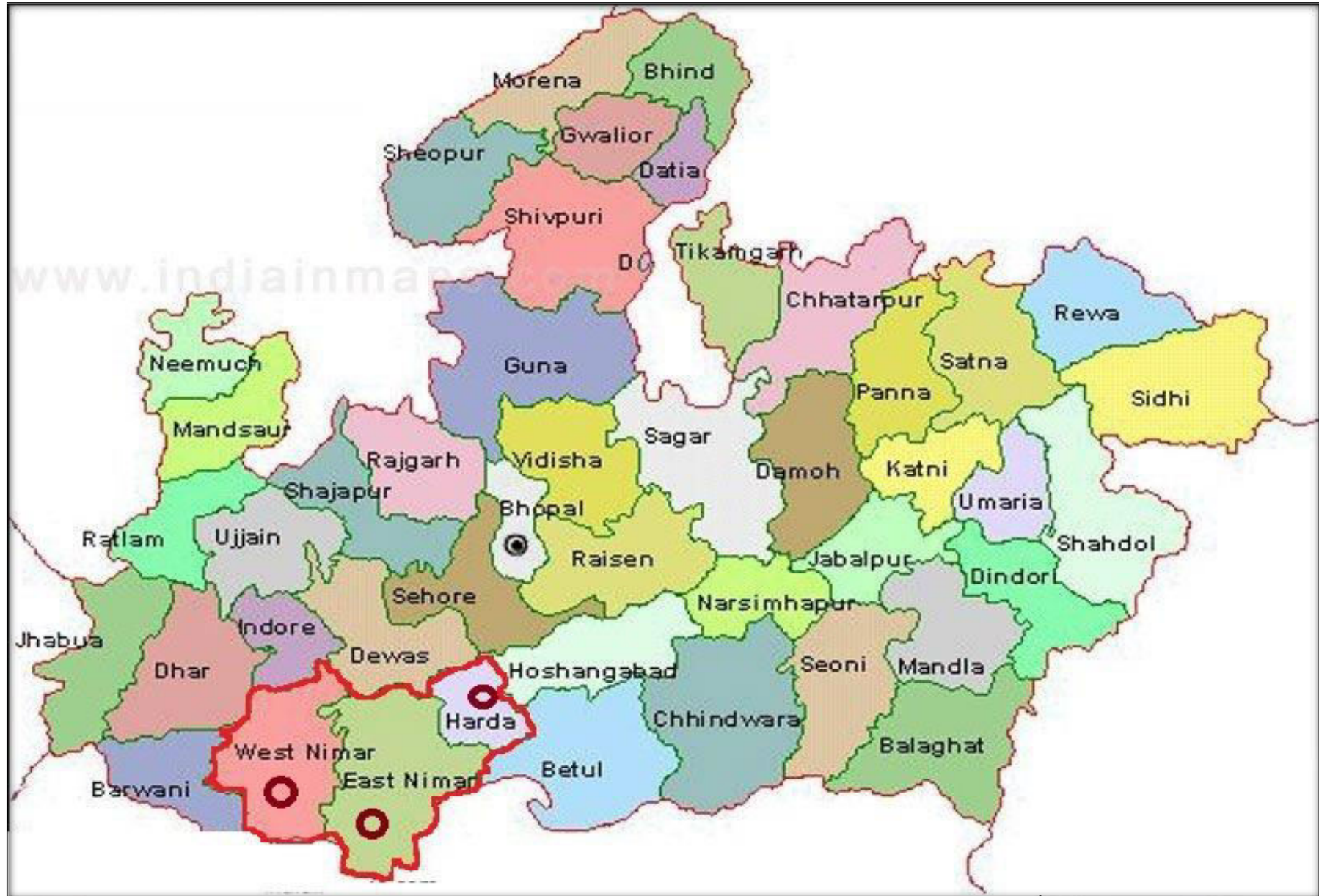
Major agroclimatic zones- I, II, III,IV, V,VI, VII, VIII, IX,X, XI.

MAJOR DISTRICTS AREA AND PRODUCTION STATUS OF GUAVA

Districts	2015-16		2017-18	
	Area	Production	Area	Production
KHARGONE	1.21	26.51	1.70	42.50
SEHORE	1.24	30.88	1.30	41.86
REWA	0.63	7.10	2.78	31.94
VIDISHA	1.43	25.66	1.53	30.76
KATNI	0.81	13.62	0.83	28.75
INDORE	1.30	28.20	1.34	28.14
BHOPAL	0.69	18.52	0.86	23.97
SINGRAULI	1.32	21.12	1.44	23.22
SHEOPUR	0.76	19.00	0.80	21.80
MORENA	0.90	20.48	0.92	20.88
CHHINDWARA	0.81	9.68	0.81	17.75
DHAR	0.43	5.41	0.74	16.78
RATLAM	1.06	15.55	1.08	15.92
JABALPUR	1.22	15.33	1.26	15.09
SHAJAPUR	0.49	12.25	0.53	13.38
SIDHI	0.14	1.54	0.63	12.42
HOSHANGABAD	0.53	11.81	0.55	12.10
SAGAR	0.69	10.38	0.80	12.00
SHAHDOL	0.57	10.39	0.58	11.81
TIKAMGARH	0.32	11.31	0.35	11.65
DATIA	0.51	10.20	0.52	11.44

Banana

POTENTIAL DISTRICT OF MADHYA PRADESH FOR BANANA CULTIVATION



Banana area production and productivity status of Madhya Pradesh

Area (000 ha)	Production (000 MT)	Productivity (MT/ha)
26.38	1834.03	69.54
12 th rank	7 th rank	1 st ranks

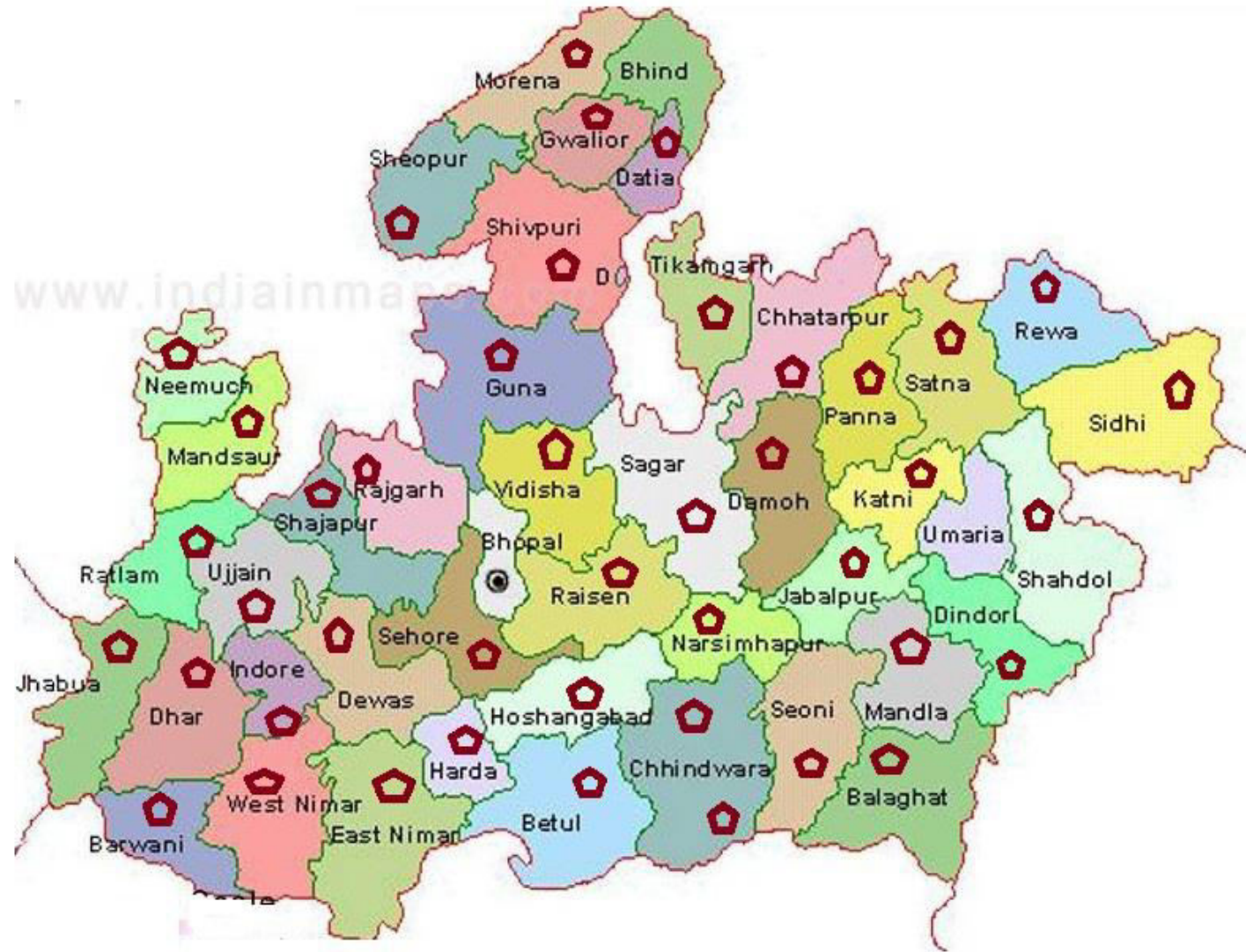
Major agroclimatic zones- X and adjoining parts of V and VIII .

MAJOR DISTRICTS AREA AND PRODUCTION STATUS OF GUAVA

Districts	2015-16		2017-18	
	Area	Production	Area	Production
BURHANPUR	17.50	1225.00	20.43	1429.75

Citrus

Potential district of Madhya Pradesh for Citrus (Mandarin, sweet orange, lime, lemon) growing



Area production and productivity status of

Crop	Area (000 ha)	Production (000 MT)	Productivity (MT/ha)
Lime/Lemon	20.29 (5 th rank)	306.21 (3 rd rank)	15.12 (3 rd rank)
Mandarin	121.11 (1 st rank)	2103.64 (1 st rank)	17.37 (3 rd rank)
Sweet orange	6.43 (2 nd rank)	111.72 (4 th rank)	17.39 (3 rd rank)

Major agroclimatic zones- all zones are suitable citrus crop growing

MAJOR DISTRICTS AREA AND PRODUCTION STATUS OF TOTAL CITRUS

Districts	2015-16		2017-18	
	Area	Production	Area	Production
Chhindwara	23.63	468.16	24.50	485.55
Agar Malwa	38.22	333.21	43.07	374.84
Shajapur	12.78	216.60	12.98	294.57
Rajgarh	15.04	193.97	16.03	225.82