

OFFICE OF THE DEAN COLLEGE OF AGRICULTURE
RAJMATA VIJARAJE SCHINDIA KRISHI VISHWA VIDYALAY GWALIOR

No./ DAC/Work section/2019/

Date.....

To,

M/S.....

.....

.....


.....

Sub :- Short tender for Repairing /Servicing of Submersible pump set for the session 2019-20

Sealed short tender are invited for the Repairing /Servicing of Submersible pump set specification mentioned in the list appended as per terms and condition noted here under

TERMS AND CONDITIONS :-

1. The Materials should be of standard specification and of good quality the supplies are required to be completed as may be specified in the order.
2. In case you are the manufacture/distributors /authorized dealers certificate of the same should be given .
3. This being non-government institution no "D" certificate for exemption of tax etc. will be issued A declaration that our is teaching and research institute hence tax etc. may be charged on concessional rates.
4. The rates should be F.O.R office of the Dean, College of Agriculture Gwalior
5. The sealed tender should reach this office by registered or **speed post** on or before **19.07.2019** after which the same shall not be considered . On the envelop Short Tender for Repairing /Servicing of Submersible pump set due on **19.07.2019** Should be specifically mentioned.
6. The Short tender will be opened on **19.07.2019** at **15:00** hrs by the member of the college level purchase committee in the Office of the Dean College of Agriculture Gwalior 474002. The tendered can present or depute his authorized representative at the time of opening of the tenders
7. The undersigned reserves all the right to accept or reject the tender without giving any reason there of
8. Payment will made through cheque
9. The rates shall be quoted inclusive of all taxes /GST
10. The date of validity for the tender will be the financial yea i.e 2019-2020


DEAN

College of Agriculture


Short Tender /Rate Sheet

Name of Firm

Address


Name of work – Repairing/Servicing of submersible pump set and starter/control panel and lower/lifting/installation.

S. No	Description of work	Unit	Rate in Rs.
A.	Repairing & Servicing of submersible motor pump set		
1.	Submersible motor disassembling, testing and assembling		
(i)	0.5 H.P. to 2.0 H.P. Single/Three phase	Each	
(ii)	3.0 H.P. to 7.5 H.P. Single/Three phase	Each	
(iii)	10.0 H.P. to 20 .0 H.P. Single/Three phase	Each	
2.	Rewinding of Submersible motor with replacement of burnout wire, insulation film and wood stick etc.		
(i)	0.5 H.P. to 2.0 H.P. Single/Three phase	Each	
(ii)	3.0 H.P. to 5.0 H.P. Single/Three phase	Each	
(iii)	6.0 H.P. to 7.5 H.P. Single/Three phase	Each	
(iv)	10.0 H.P. to 12.5 H.P. Single/Three phase	Each	
(v)	15.0 H.P. to 20.0 H.P. Single/Three phase	Each	
3.	Rotor Sleeve machining	Each	
4.	Replacement of motor bush 4 nos	Set	
5.	Replacement of T.B. set with plate		
6.	Replacement of water seal	Each	
7.	Replacement of Rotor sleeve	Set	
8.	Repairing of stator slot	L.S.	
9.	Repairing of key way by welding and machining	Each	
10.	Replacement of cable leads (2 mtr.)	Each	
11.	Replacement of sand guard S.S.	Each	
12.	Replacement of motor coupling & key	Each	
13.	Replacement of motor connecting	Each	
14.	Replacement of lower/upper housing	Each	
15.	Replacement of motor base	Each	
16.	Replacement of stator flange	Each	
17.	Replacement of fange stud 4 nos.	Set	
18.	Replacement of stator lock	Each	
19.	Replacement of motor tee bolt and nut.	Each	
20.	Replacement of connecting stud 4 nos with nut	Set	
21.	Replacement of drain plug	Each	
22.	Replacement of S.S. nut 8/10 mm	Each	
23.	Disassembling, checking and testing of submersible pump	Each	
24. (i)	Assembling of submersible pump up to 8 stage	Each	
(ii)	Add for above per stages	Each	
(iii)	Pump sleeve	Each	
25.	Replacement of neckring	Each	
26.	Replacement of pump bush	Each	


1 of 3

27.	Replacement of impeller ss/ nylon	Each	
28.	Replacement of pump suction	Each	
29.	Replacement of pump bowl	Each	
30.	Replacement of pump middle	Each	
31.	Replacement of pump D.O.	Each	
32.	Replacement of pump NRV	Each	
33.	Replacement of pump couple	Each	
34.	Check nut ss	Each	
35. (i)	Pump tee bolt up to 8 stage	Each	
(ii)	Add above 8 stage per stage	Each	
36.	Pump stud with nut	Each	
37.	MS nut 8/10 mm	Each	
38.	SS nut 8/10 mm	Each	
39..	Coupling & Setting motor pump and testing		
(i)	0.5 H.P. to 10 H.P.	Each	
(ii)	12.5 H.P. to 20.0 H.P.	Each	
40.	Painting of submersible pump set with two coat of Zink chromate primer & one coat of Anemal paint		
(i)	Motor	Each	
(ii)	Pump	Each	
B.	Lowering & Lifting of submersible pump set in the bore well		
(i)	GI delivery pipe up to 300 feet	Each Job	
(ii)	GI delivery pipe 301 to 500 feet	Each Job	
(iii)	HDPE delivery pipe up to 300 feet	Each Job	
(iv)	HDPE delivery pipe 301 to 500 feet	Each Job	
C.	Stator/Control panel Bentex		
1.	Testing of stator /control panel		
(i)	DOL SP/TP DOL		
(ii)	S/D TP		
2. (i)	Replacement of operating coil	Each	
(ii)	Replacement of combination coil	Each	
3.	Replacement of over load relay	Each	
(i)	Replacement of Air break contactor	Each	
(ii)	For oil immersed contactor		
4.	Replacement of over load relay	Each	
5.	Replacement of on/off push	Each	
6.	Replacement of base plate	Each	
7.	Replacement of auxiliary contact	Each	
8.	Replacement of terminal block	Each	
9.	Replacement of single phase preventer	Each	
10.	Replacement of MCB single pole	Each	
11.	Replacement of MCB triple pole	Each	
12.	Replacement of Volt/Amp meter	Each	
13.	Replacement of starter oil	Liter	
14.	Replacement of indicator	Each	
c.	New six stage motor fan	Each	
41	Starter Oil Immersed		
(i)	10 HP DOL	Litre	

(ii)	20 HP	Litre	
42	G.I Socket		
(i)	2"	Each	
(ii)	2½"	Each	
(iii)	3"	Each	
43	G.I Pipe		
(i)	2"	Rm	
(ii)	2½"	Rm	
(iii)	3"	Rm	
44	Site Visit Charges	Each	
45	Single phase preventer	Each	



dean

College of Agriculture
Gwalior